


Line Quality

Mrs Ras

1. Does one apple look better drawn than the other.. Which?
2. Why do these apples look different




LINE QUALITY

Lines are tools for communication. When an artist uses lines to define the edges of an object or to describe its surface they are like someone telling a story. A good storyteller knows that it is not just the story, but the telling of it, that makes for success. Line quality also adds interest by increasing the variety in an image.



Line quality is also called line weight and simply put, refers to the thickness or thinness of the line. Lines may become wider or thicker in areas where the object itself is thicker. Or lines may become thicker to help indicate a light source. Lines in areas of shadow may be thicker. By varying line quality (weight) you add variety to your work. Take a look at the apples below. Notice how varying the line quality in the drawing on the right, makes the apple appear to have form.

Notice how the uniform lines of the hummingbird on the left keep it from looking as dynamic or as dimensional as the drawing on the right with its varied line qualities.



3. What is line quality?

4. Why is line quality important to artwork?



5. Do you think this is a successful line drawing of a character. why?

6. What is one thing that this artist did well in this drawing?



7. Do you think the lines on the face accurately describe the facial features?

8. In the nose and mouth is there any continuous line? How many little lines can you count?

